



HOW TO FILE THE FAFSA


Presented by

Fran McKeown

Frances.mckeown@pheaa.
org

Welcome

- We will be taking questions using the Q&A feature.



- Click the ? symbol to see the feature box on the right of your screen.

Welcome



We plan to provide you with information about:

- how to apply for an FSA Account
- how to complete the FAFSA
- available resources

Pheaa.org/ResourcesStudents

Know Your Deadlines

DON'T MISS THE DEADLINE!

Federal Deadlines - Apply anytime after
October 1 in the year prior to when you will attend school
(AY 2022-23: 10/1/21 to 6/30/23)

School Deadlines - vary, check websites!

PA State Grant Deadlines for FAFSA

May 1, 2022 - First-time and renewal students attending colleges, universities & college transferrable programs (excluding community colleges)

August 1, 2022 – First-time students attending community college; a business, trade or technical schools, hospital school of nursing; Open Admissions Institutions or a 2-year non-transferrable degree program at a Jr or 4-year college



Certified Browsers & Enable Pop-Ups



Mozilla Firefox
(Version 68+)



Google Chrome
(Version 76+)



Apple Safari
(Version 9+)

If the FAFSA is completed on a device which does not allow pop-ups, then the link from the FAFSA Confirmation Page will not work for accessing the PA State Grant Form (SGF). Applicants should allow or enable pop-ups from studentaid.gov prior to completing the FAFSA, to ensure access to the SGF via the FAFSA link.

Visit studentaid.gov/help/browser-requirements for the most up-to-date information on browsers.

Let's Get Started

- Social Security numbers, alien registration number (if not a U.S. citizen)
- 2020 income tax and W2s (if employed)
- Untaxed income (Social Security benefits are not considered)
- CURRENT bank statements and records of other investment accounts (as of the FAFSA filing date)
- Email addresses
- Student's drivers license (optional)



Create Your FSA Accounts

- The student applying for aid and one parent providing information on the FAFSA need to create an FSA Account at [Studentaid.gov/fsaid](https://studentaid.gov/fsaid)
- Create prior to completing the FAFSA.
- Legal signature for student and parent.
- Provides access to FAFSA and Federal Student Aid online systems.

After verifying, the mobile phone number can be used as the username to login.

Username

Password

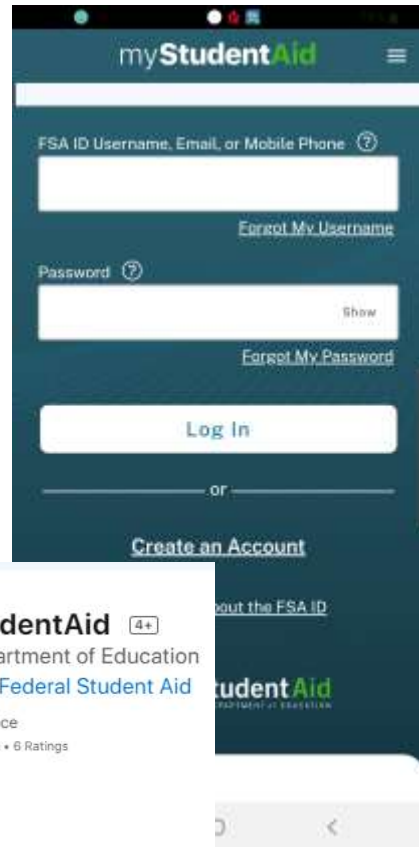
Email Address

Mobile Phone

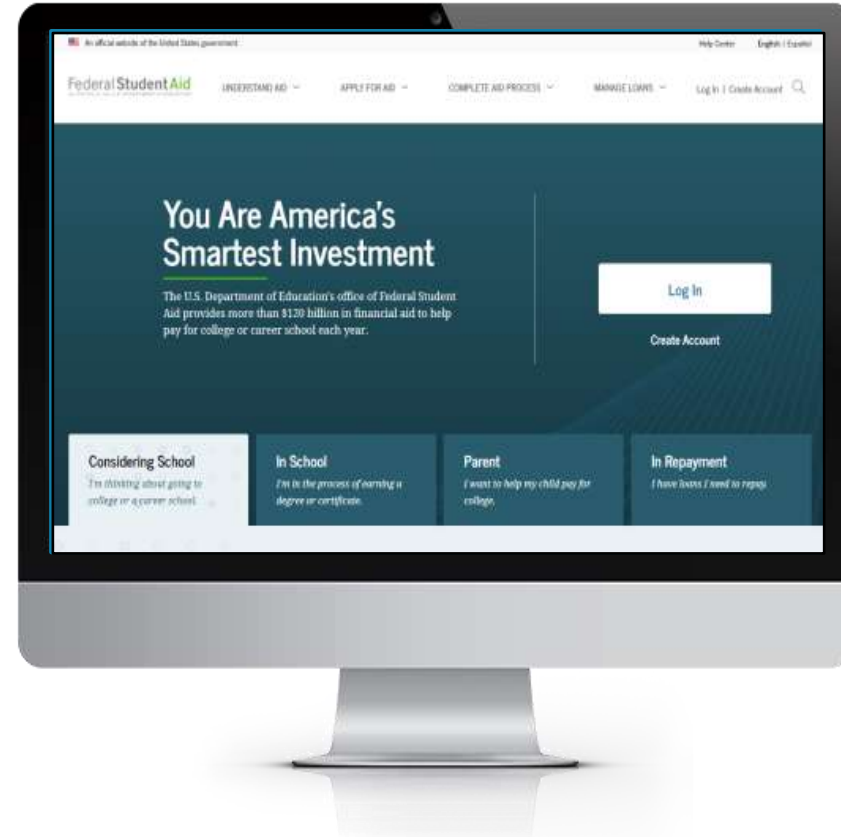
Security Questions

Social Security Number

Use the app or Studentaid.gov



myStudentAid 4+
U.S. Department of Education
Office of Federal Student Aid
#33 in Finance
★★★★★ 4.3 • 6 Ratings
Free



You Are America's Smartest Investment

The U.S. Department of Education's office of Federal Student Aid provides more than \$120 billion in financial aid to help pay for college or career school each year.

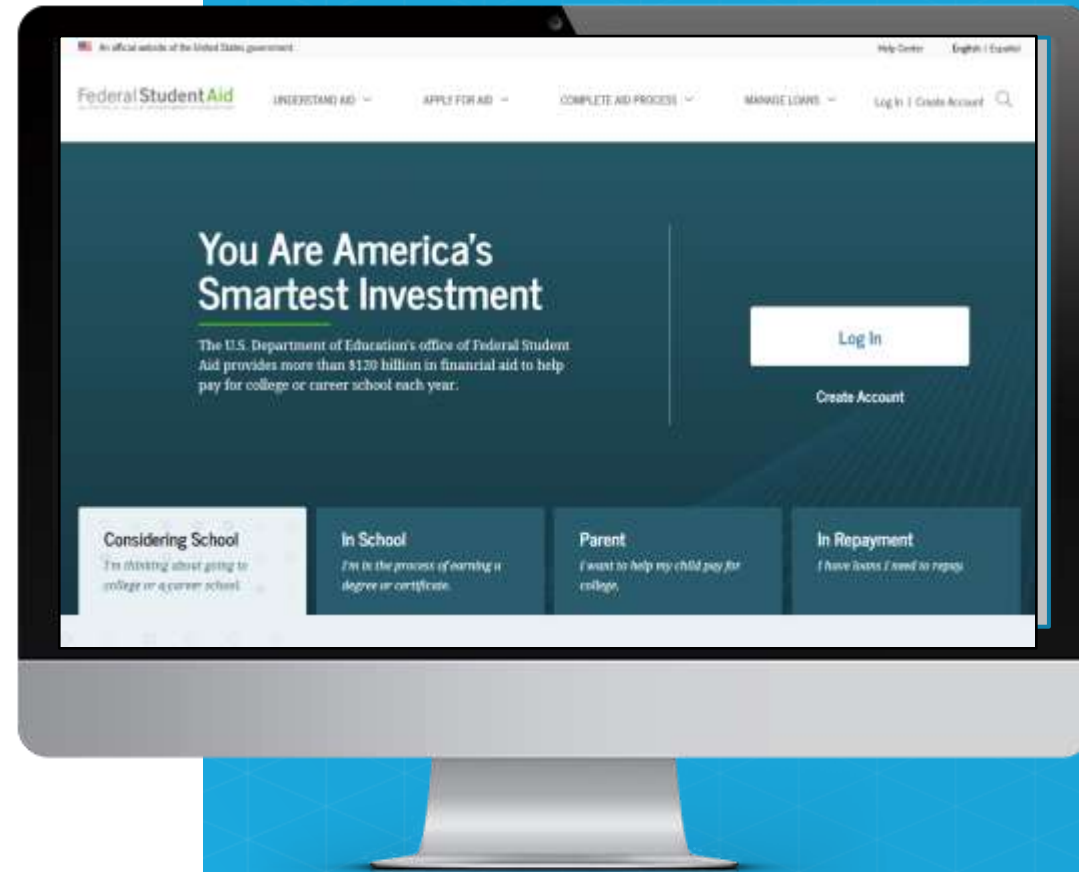
[Log In](#)

[Create Account](#)

studentaid.gov

Free Application for Federal Student Aid (FAFSA)

- There is skip logic built into the FAFSA. If you answer questions a certain way, you can skip other questions. Anytime you are asked if you want to skip questions, say yes, you will not be penalized.



Official website of the United States government Help Center

Federal Student Aid
BY OFFICE OF THE U.S. DEPARTMENT OF EDUCATION

UNDERSTAND AID ▾ APPLY FOR AID ▾ COMPLETE AID PROCESS ▾ MANAGE LOANS ▾

Complete the FAFSA® Form

Use the *Free Application for Federal Student Aid (FAFSA®)* form to apply for financial aid for college or graduate school.

New to the FAFSA® Process?
Completing the FAFSA form is free. Fill it out now.

[Start Here](#)

Returning user?
Correct info | Add a school

View your *Student Aid Report (SAR)*

[Log In](#)

FAFSA® Announcements

Planned Outage of FAFSA.gov and the FAFSA Feature Within the MyStudentAid Mobile App From April 10 to 11

The fafsa.gov website will be unavailable from 8 a.m. Eastern time (ET) on Saturday, April 10, 2021, through 1 p.m. ET on Sunday, April 11, 2021, for important system upgrades. During the outage period, users may access the myStudentAid mobile app, but the FAFSA feature within the myStudentAid mobile app will not be available. We appreciate your patience as we

FAFSA® Form Welcome Page

Tell Us About Yourself

Welcome to the FAFSA® Form

Tell us about yourself.

[? Help](#) [↪ Exit FAFSA Form](#)

I am a student and want to access the FAFSA form.



I am a parent filling out a FAFSA form for a student.




I am a preparer helping a student fill out his or her FAFSA form.



Tell Us About Yourself

Welcome to the FAFSA® Form

Tell us about yourself. [? Help](#) [↔ Exit FAFSA Form](#)


I am a student and want to access the FAFSA form. 

[Log In to Continue](#)

[Create an FSA ID](#)

or

Use personal identifiers to access the FAFSA form.

[Learn more about filling out a FAFSA form for a student](#) 

Log In Page

Log In ↗

FSA ID Username, Email, or Mobile Phone

 [?](#)

[Forgot My Username](#)

Password

 [Show Password](#) [?](#)

[Forgot My Password](#)

[Log In](#)

or

[Create an Account](#)

Start a 2022–23 FAFSA® Form

The screenshot shows the 'My FAFSA' web interface. At the top left is the 'My FAFSA' logo. To the right are links for 'Help' and 'Exit FAFSA Form'. Below the logo is the text 'STUDENT INFORMATION' and a welcome message: 'Welcome to TestN Martin's application!'. There are two tabs for the school year: '2022-23' (which is selected and underlined) and '2021-22'. Under the '2022-23' tab, the 'Current Application Status:' is shown as 'Not Started' in a blue pill-shaped button. Below this, a message states: 'We did not find a 2022–23 FAFSA form on file for you.' This is followed by explanatory text: 'To receive student financial aid, you need to fill out a FAFSA form every school year. Are you attending college between July 1, 2022 and June 30, 2023? If so, fill out the 2022–23 FAFSA form.' At the bottom right of the main content area is a large blue button labeled 'Start a 2022–23 FAFSA Form'.

2022–23 FAFSA® Form

Help Edit FAFSA Form

Start Student's 2022–23 FAFSA® Form

Create a save key.
The save key is for temporary use for you or your parent to return and complete this specific FAFSA form.

Create a Save Key

***** Show

Reenter Save Key

***** Show

Previous

Continue

OMB No. 1848-0001 • Form Approved • App. Exp. 5/31/2022

Write this down!

Save Key

The save key must be 4 to 8 characters long & any combination of numbers and/or uppercase and lowercase letters

Introduction

2022–23 FAFSA® Form








[FAFSA Home](#) [Help](#) [Save FAFSA Form](#) [Review FAFSA Form](#) [Reset FAFSA Form](#)

Introduction - 2022–23 FAFSA® Form

Let's get started!

Review the resources below to help complete your FAFSA form.

[Expand All](#)

- How can I get help completing my FAFSA® form? 
- How many steps does it take to complete my FAFSA® form? 
- How long will it take to complete my FAFSA® form? 
- Can I save my FAFSA® form if I can't finish it? 
- What documents do I need to complete the FAFSA® form? 
- How do I sign the FAFSA® form? 
- What is FAFSA web's security and privacy? 

[Continue](#)

Personal Information for Student

Progress bar: Student Demographics (✓), School Selection (✓), Dependency Status (✓), Parent Demographics (4), Parent Financials (5), Student Financials (6), Sign & Submit (7)

STUDENT INFORMATION

Personal Information for Student

i Because the FAFSA® form belongs to the student, "you" and "your" always (unless otherwise noted) refer to the student.

Your Social Security Number
.....-1519

Your First Name
TestE

Your Middle Initial
?

Your Last Name
Perez

Your Date of Birth
Month: 02 Day: 05 Year: 2001

Buttons: Previous, Continue

Callout: Click ? For help

2022-23 FAFSA® Form

[FAFSA Home](#) | [Help](#) | [Save FAFSA Form](#) | [Review FAFSA Form](#) | [Reset FAFSA Form](#) | [Exit FAFSA Form](#)

- 1 Student Demographics
- 2 School Selection
- 3 Dependency Status
- 4 Parent Demographics
- 5 Parent Financials
- 6 Student Financials
- 7 Sign & Submit

STUDENT INFORMATION

Student Email and Phone

Your Email Address

Reenter Your Email Address

Your Telephone Number

Previous

Continue

Don't use HS email

STUDENT EMAIL AND PHONE

2022-23 FAFSA® Form

[FAFSA Home](#)

[Help](#)

[Save FAFSA Form](#)

[Review FAFSA Form](#)

[Reset FAFSA Form](#)

[Exit FAFSA Form](#)

1

Student Demographics

2

School Selection

3

Dependency Status

4

Parent Demographics

5

Parent Financials

6

Student Financials

7

Sign & Submit

STUDENT INFORMATION

Student Address

Your Permanent Mailing Address (include apt. number)

1122 STRAIGHT STREET

Your City (and country, if not U.S.)

Pittsburgh

Your State

Pennsylvania

Your ZIP Code

15237

[Previous](#)

[Continue](#)

2022-23 FAFSA® Form

[FAFSA Home](#)[Help](#)[Save FAFSA Form](#)[Review FAFSA Form](#)[Reset FAFSA Form](#)[Exit FAFSA Form](#)

1

[Student Demographics](#)

2

[School Selection](#)

3

[Dependency Status](#)

4

[Parent Demographics](#)

5

[Parent Financials](#)

6

[Student Financials](#)

7

[Sign & Submit](#)

STUDENT INFORMATION

Student Residency and Eligibility

Have you lived in Pennsylvania for at least 5 years? [?](#)

Yes

No

Are you a U.S. citizen?

Select [?](#)

[Previous](#)[Continue](#)

Student Education

✓ Student Demographics ✓ School Selection ✓ Dependency Status ✓ Parent Demographics ✓ Parent Financials ✓ Student Financials 7 Sign & Submit

STUDENT INFORMATION

Student Education

What will your high school completion status be when you begin college in the 2022–23 school year?

High school diploma

What college degree or certificate will you be working on when you begin the 2022–23 school year?

1st bachelor's degree

Will you have your first bachelor's degree before you begin the 2022–23 school year?

Yes

No

What will your college grade level be when you begin the 2022–23 school year?

4th yr./senior

Are you interested in being considered for work-study?

Yes

No

Don't know

Previous Continue

Say "Yes" to work-study

Student Selective Service

Progress bar: Student Demographics (✓), School Selection (✓), Dependency Status (✓), Parent Demographics (4), Parent Financials (5), Student Financials (6), Sign & Submit (7)

STUDENT INFORMATION

Student Selective Service

Are you male or female? ⓘ

Male

Female

i Most male citizens and immigrants must register with the Selective Service System to receive federal student aid.

Are you registered with the Selective Service System? ⓘ

Yes

No

[Previous](#) [Continue](#)

Student Driver's License

Progress bar: Student Demographics (✓), School Selection (✓), Dependency Status (✓), Parent Demographics (4), Parent Financials (5), Student Financials (6), Sign & Submit (7)

STUDENT INFORMATION

Student Driver's License

Your Driver's License Number (if you have one)

Your Driver's License State

Select

Buttons: Previous, Continue

This is optional

Student Foster Care and Parent Education

Progress bar: Student Demographics (✓), School Selection (✓), Dependency Status (✓), Parent Demographics (4), Parent Financials (5), Student Financials (6), Sign & Submit (7)

STUDENT INFORMATION

Student Foster Care and Parent Education Completion

Are you a foster youth or were you in the foster care system at any time? ⓘ

Yes

No

What's the highest school completed by Parent 1?

Select ⓘ

What's the highest school completed by Parent 2?

Select ⓘ

Student Eligibility Worksheet

Progress bar: Student Demographics (✓), School Selection (✓), Dependency Status (✓), Parent Demographics (✓), Parent Financials (5), Student Financials (6), Sign & Submit (7)

STUDENT INFORMATION

Student Eligibility Worksheet

Have you ever received federal student aid? ⓘ

Yes
 No

Have you been convicted of the possession or sale of illegal drugs for an offense that occurred while you were receiving federal student aid (grants, work-study funds, and/or loans)? ⓘ

Yes
 No

[Previous](#) [Continue](#)

Search for High School

✓ Student Demographics 2 School Selection 3 Dependency Status 4 Parent Demographics 5 Parent Financials 6 Student Financials 7 Sign & Submit

STUDENT INFORMATION

Add Your High School

✔ Application was successfully saved.

i Because the FAFSA® form belongs to the student, "you" and "your" always (unless otherwise noted) refer to the student.

i To find your high school, enter the following criteria and select "Search."

State / Province / Territory
Select **?** My country is not listed

City - optional
 ?

High School Name - optional
 ?

Add Your High School Manually

✓ Student Demographics ✓ **School Selection** ③ Dependency Status ④ Parent Demographics ⑤ Parent Financials ⑥ Student Financials ⑦ Sign & Submit

STUDENT INFORMATION

Add Your High School Manually

i Please enter the full name, city, and state of your high school in the fields below. We'll attempt to match your school information with a school in our database. If we are unable to find a match, the information you provided will be added to your FAFSA[®] form.

State / Province / Territory
 ⓘ My country is not listed

City

Full High School Name

Confirm Your High School

✓ Student Demographics ✓ School Selection 3 Dependency Status 4 Parent Demographics 5 Parent Financials 6 Student Financials 7 Sign & Submit

STUDENT INFORMATION

Confirm Your High School

✔ Review the information below and then select "Continue" to add this school to your application.

i Verify that the high school information you entered is correct, then select "Continue."

High School Information

HIGH SCHOOL NAME
Anacostia Hs

CITY
Washington

STATE
District of Columbia

Previous Start New Search Continue

College Search

The screenshot displays the 'SCHOOL SELECTION' section of the FAFSA application, specifically the 'College Search' step. At the top, a progress bar shows seven steps: 1. Student Demographics (checked), 2. School Selection (active), 3. Dependency Status, 4. Parent Demographics, 5. Parent Financials, 6. Student Financials, and 7. Sign & Submit.

SCHOOL SELECTION
College Search

1 TestE, based on the information you provided, we've determined that you may qualify for federal student aid. Continue through the application for us to determine how much aid you can receive.

1 Here's where you'll search for the colleges to which you'd like to send your FAFSA® information. You can add up to 10 colleges at a time to your FAFSA form. [Learn what to do if you're applying to more than 10 colleges.](#)

Make sure you add ALL colleges you're interested in, even if you haven't applied or been accepted yet.

1 Complete the fields below to search for a college to add to your FAFSA® form. Need help refining your search? Try these search tips.

Search by School Name, City, State | Search by Federal School Code

State
Select - (v)

City - optional
[] (v)

School Name - optional
[] (v)

Search

Previous

Search by Federal School Code

✓ Student Demographics ✓ School Selection 3 Dependency Status 4 Parent Demographics 5 Parent Financials 6 Student Financials 7 Sign & Submit

SCHOOL SELECTION

College Search

i TESTG, based on the information you provided, we have determined that you may qualify for federal student aid. Continue through the application for us to determine how much aid you can receive.

i Here's where you'll search for the colleges to which you'd like to send your FAFSA® information. You can add up to 10 colleges at a time to your FAFSA form. [Learn what to do if you're applying to more than 10 colleges.](#)

Make sure you add ALL colleges you're interested in, even if you haven't applied or been accepted yet.

i Enter the college's school code and select "Search."

Search by School Name, City, State Search by Federal School Code

Federal School Code

Search

Previous

Selected Colleges and Housing Info

✓ Student Demographics 2 School Selection 3 Dependency Status 4 Parent Demographics 5 Parent Financials 6 Student Financials 7 Sign & Submit

SCHOOL SELECTION

Selected Colleges and Housing Info

i For each school listed, select the appropriate housing plan from the drop-down list.

^	Howard University Federal School Code: 001448 Washington, DC View College Info
01	Housing Plan
v	On Campus <input type="text"/> ⓘ Remove

[+ Add More Schools](#)

[Compare All Schools](#)

[Previous](#) [Continue](#)

Student Marital Status

✓ Student Demographics ✓ School Selection 3 Dependency Status 4 Parent Demographics 5 Parent Financials 6 Student Financials 7 Sign & Submit

SCHOOL SELECTION

Student Marital Status

✓ Application was successfully saved.

i Because the FAFSA® form belongs to the student, "you" and "your" always (unless otherwise noted) refer to the student.

What is your marital status as of today?

Single

Previous Continue

Does the Student Have Dependents?

Progress bar: Student Demographics ✓, School Selection ✓, **Dependency Status** ✓, Parent Demographics 4, Parent Financials 5, Student Financials ✓, Sign & Submit 7

STUDENT INFORMATION

Does the student have dependents?

Dependent Children

Do you now have or will you have children who will receive more than half of their support from you between July 1, 2022 and June 30, 2023? ?

Yes

No


Other Dependents

Do you have dependents (other than your children or spouse) who live with you and who receive more than half of their support from you, now and through June 30, 2023? ?

Yes

No

[Previous](#) [Continue](#)



Student Additional Dependency Questions

✓ Student Demographics ✓ School Selection **3** Dependency Status 4 Parent Demographics 5 Parent Financials 6 Student Financials 7 Sign & Submit

SCHOOL SELECTION

Student Additional Dependency Questions

Answer the following questions to determine if you are required to provide information about your parents on your FAFSA® form. Select all that apply or "None of the above." ⓘ

Are you currently serving on active duty in the U.S. armed forces for purposes other than training?

Are you a veteran of the U.S. armed forces?

At any time since you turned age 13, were both your parents deceased, were you in foster care, or were you a dependent or ward of the court?

As determined by a court in your state of legal residence, are you or were you an emancipated minor?

Does someone other than your parent or stepparent have legal guardianship of you, as determined by a court in your state of legal residence?

None of the above

Previous Continue

- Student Demographics
- School Selection
- 3** Dependency Status
- 4 Parent Demographics
- 5 Parent Financials
- 6 Student Financials
- 7 Sign & Submit

SCHOOL SELECTION

Student Homelessness Filter Question

On or after July 1, 2021, were you homeless or were you self-supporting and at risk of being homeless? ⓘ

- Yes
- No

Previous

Continue

STUDENT HOMELESSNESS QUESTIONS

Student Homelessness Questions

2022–23 FAFSA® Form

 FAFSA Home

 Help

 Save FAFSA Form

 Review FAFSA Form

 Reset FAFSA Form

 Exit FAFSA Form



Student Demographics



School Selection



Dependency Status



Parent Demographics

5

Parent Financials

6


Student Financials

7

Sign & Submit

STUDENT INFORMATION

Student Homelessness Filter Question

On or after July 1, 2021, were you homeless or were you self-supporting and at risk of being homeless? 

Yes

No

Previous

Continue




Student Homelessness Questions

STUDENT INFORMATION

Student Homelessness Questions

At any time on or after July 1, 2021, did you receive a determination from any of the entities listed below that you were an unaccompanied youth who was homeless, or were self-supporting and at risk of being homeless?

Select all that apply or "None of the above." 

- Your high school or school district homeless liaison
- The director of an emergency shelter or transitional housing program funded by the U.S. Department of Housing and Urban Development
- The director of a runaway or homeless youth basic center or transitional living program
- None of the above

Previous

Continue

Dependent Student Status

The screenshot shows a progress bar at the top with seven steps: Student Demographics (checked), School Selection (checked), Dependency Status (active, circled 3), Parent Demographics (circled 4), Parent Financials (circled 5), Student Financials (circled 6), and Sign & Submit (circled 7).

SCHOOL SELECTION

Dependent Student Status

Based on your answers to the dependency status questions, you are considered a **"dependent"** student. This means you must provide **parental** information. Select the "I will provide information about my parent(s)" option and select "Continue" to continue to "Parent Demographics" section.

If you have a special circumstance and are unable to provide parental information, under very limited circumstances, you may be able to submit your FAFSA[®] form without parental information. Select the "I am unable to provide information about my parent(s)" option and select "Continue" to get additional information. [?](#)

I will provide information about my parent(s).

I am unable to provide information about my parent(s).

[Previous](#) [Continue](#)

Whose Information Should I Provide?

✓ Student Demographics ✓ School Selection ✓ Dependency Status **4** Parent Demographics 5 Parent Financials 6 Student Financials 7 Sign & Submit

PARENT INFORMATION

Whose Information Should I Provide?

✔ Application was successfully saved.

i For additional assistance determining what parent information to report on the FAFSA[®] form, refer to *Who's my Parent When Filling Out the FAFSA form?* fact sheet.

Since you have been identified as a dependent student, you will need to provide information about your parent(s). You must identify and report information about your parent(s) even if you don't live with him or her. Use the following criteria to determine whose information you should report in the "Parent Demographics" and "Parent Financials" sections of the FAFSA[®] form:

- My parents live together (married or unmarried).
- My parents are divorced or separated, and I live with one parent more than the other.
- My parents are divorced or separated, and I live with both parents equally.
- I was legally adopted.

Parent Marital Status

✓ Student Demographics ✓ School Selection ✓ Dependency Status **4** Parent Demographics 5 Parent Financials 6 Student Financials 7 Sign & Submit

PARENT INFORMATION

Parent Marital Status

i Because the FAFSA® form belongs to the student, "you" and "your" always (unless otherwise noted) refer to the student.

As of today, what is the marital status of your parents?

Married or remarried

When did your parents get married or remarried?

Month: 08 Year: 1994

Previous Continue

Personal Information for First Parent

✓ Student Demographics ✓ School Selection ✓ Dependency Status **4** Parent Demographics 5 Parent Financials 6 Student Financials 7 Sign & Submit

PARENT INFORMATION

Enter Information for Your First Parent
(father/mother/stepparent).

Your Parent's Social Security Number

Your Parent's Last Name

Your Parent's First Initial

Your Parent's Date of Birth
Month Day Year

Your Parents' Email Address

Remember who you list as first parent

Personal Information for Other Parent

Progress bar: Student Demographics (✓), School Selection (✓), Dependency Status (✓), **Parent Demographics (4)**, Parent Financials (5), Student Financials (6), Sign & Submit (7)

PARENT INFORMATION

Enter Information for Your Other Parent
(father/mother/stepparent).

Your Parent's Social Security Number ?

Your Parent's Last Name ?

Your Parent's First Initial ?

Your Parent's Date of Birth

Month Day Year ?

[Previous](#) [Continue](#)

Parent State of Legal Residence

2022–23
FAFSA® Form

[FAFSA Home](#) [Help](#) [Save FAFSA Form](#) [Review FAFSA Form](#) [Reset FAFSA Form](#) [Exit FAFSA Form](#)

✓ Student Demographics ✓ School Selection ✓ Dependency Status **4** Parent Demographics 5 Parent Financials 6 Student Financials 7 Sign & Submit

PARENT INFORMATION

Parent State of Legal Residence

Has your father lived in Pennsylvania for at least 5 years? ⓘ

Yes

No

[Previous](#) [Continue](#)

Parent Household Information

✓ Student Demographics ✓ School Selection ✓ Dependency Status 4 Parent Demographics 5 Parent Financials 6 Student Financials 7 Sign & Submit

PARENT INFORMATION

Enter Information for Your Parents' Dependents

i Do not include yourself (the student).

How many other dependent children do your parents have?

Include the other dependent children of your parents if they

- will rely on your parents for more than half of their financial support between July 1, 2022 and June 30, 2023;
- or
- can answer "no" to every dependency status question on the FAFSA[®] form.


 ?Previous Continue

Parent Household Information

✓ Student Demographics ✓ School Selection ✓ Dependency Status **4** Parent Demographics 5 Parent Financials 6 Student Financials 7 Sign & Submit

PARENT INFORMATION

Parent Household Information

 Your household size is

Your:	Your Parents:	Other Dependent Children of Your Parent(s):	Other Dependents of Your Parent(s):
1	2	2	2

Number In College

Out of the 7 dependents in your parents' household (as shown above), how many will be college students between July 1, 2022 and June 30, 2023? **DO NOT include your parents, but DO include yourself** and other members of the household.

[Previous](#) [Continue](#)

Parent Tax Filing Status

✓ Student Demographics ✓ School Selection ✓ Dependency Status ✓ Parent Demographics **5** Parent Financials 6 Student Financials 7 Sign & Submit


PARENT INFORMATION
Parent Tax Filing Status

✔ Application was successfully saved.

For 2020, have your parents completed their IRS income tax return or another tax return?
Already completed

What type of income tax return did your parents file for 2020?
IRS Form 1040

For 2020, what is your parents' tax filing status according to their tax return?
Married-filed joint return


RECOMMENDED
IRS Data Retrieval Tool

Applying is faster and easier if your parents transfer their tax return information into this FAFSA form with the IRS Data Retrieval Tool (DRT)!

For your protection, your tax return information will not display on the IRS website or on the FAFSA form.

Previous Skip IRS DRT and Complete Manually Proceed to the IRS >

Parent Log In to IRS Data Retrieval Tool

✓ Student Demographics ✓ School Selection ✓ Dependency Status ✓ Parent Demographics **5** Parent Financials 6 Student Financials 7 Sign & Submit

PARENT INFORMATION

Parent Log In to IRS Data Retrieval Tool

i To use the IRS Data Retrieval Tool (DRT), have the parent listed in the FAFSA® form enter his or her credentials below. Otherwise, skip the IRS DRT. If you have any questions or problems using this tool, view more information about the IRS DRT.

Provide parent FSA ID credentials.

Which parent are you? ⓘ

B. Smith (Parent 1)

C. Smith (Parent 2)

FSA ID Username, Email Address, or Mobile Number

[Forgot Username](#) | [Create an FSA ID](#)

FSA ID Password

[Show](#) ⓘ

[Forgot Password](#)

[Skip IRS DRT and Complete Manually](#) [Continue](#)

IRS Website Disclaimer



The screenshot shows a modal window on the IRS website. At the top left is the IRS logo. At the top right are links for "Return to FAFSA", "Help", "Logout", and "Español". The main content of the modal is a white box with a dark border containing the following text:

THIS U.S. GOVERNMENT SYSTEM IS FOR AUTHORIZED USE ONLY!

THIS U.S. GOVERNMENT SYSTEM IS FOR AUTHORIZED USE ONLY! Use of this system constitutes consent to monitoring, interception, recording, reading, copying or capturing by authorized personnel of all activities. There is no right to privacy in this system. Unauthorized use of this system is prohibited and subject to criminal and civil penalties, including all penalties applicable to willful unauthorized access (UNAX) or inspection of taxpayer records (under 18 U.S.C. 1030 and 26 U.S.C. 7213A and 26 U.S.C. 7431).

Below the text is a blue button labeled "OK".

At the bottom of the modal, there is a dark footer bar with the IRS logo on the left and links for "IRS Privacy Policy" and "Accessibility" on the right.

Get My Federal Income Tax Information

IRS

Return to FAFSA | Help | Logout | Español

Get My Federal Income Tax Information

See our [Privacy Notice](#) regarding our request for your personal information.

Enter the following information from your 2020 Federal Income Tax Return. [?](#)

All fields are required unless marked otherwise.

First Name

First

Last Name

Last

Social Security Number

No input required

*** - ** - 2617

Date of Birth

MM/DD/YYYY

01/01/1999

Filing Status [?](#)

Single

Street Address [?](#)

Must match your 2019 Federal Income Tax Return

123 Oakdale Dr.

P.O. Box [?](#)

Required if entered on your tax return

Apartment Number

Required if entered on your tax return

Country

United States

City, Town or Post Office

Coraville

State / U.S. Territory

Iowa

ZIP Code

52317

By submitting this information, you certify that you are the person identified. Use of this system to access another person's information may result in civil and criminal penalties.

SUBMIT

Select the button below to exit the IRS system and return to your FAFSA.

CANCEL

IRS Privacy Policy | Accessibility

Use address on 2020 tax return

Federal Income Tax Information Results

IRS Return to FAFSA | Help | Logout | Español

2020 Federal Income Tax Information

Got Data

Based on the information you provided, the Internal Revenue Service (IRS) located your income tax return. With your permission below, the IRS will securely transfer your tax information to the U.S. Department of Education (ED) to populate any applicable FAFSA® questions.

For your protection, the IRS will not display your tax information and will further encrypt any tax information transferred using the IRS DRT, therefore, ED is unable to display your tax information on your FAFSA form.

The data retrieved from your tax return is limited to the items listed below as you reported to the IRS:

Tax Year	Type of Return Filed	Untaxed Portion of IRA Distributions & Pensions/Annuities
Name(s)	Adjusted Gross Income	Tax-exempt Interest Income
Social Security Number	Income Earned from Work	IRA Deductions and Payments
Filing Status	Income Tax	State Tax Received
IRS Exemptions	Education Credits	Schedule 1 Evaluation

Refer to your tax records if you have a question about the values reported.

Transfer My Tax information into the FAFSA Form ?

The tax information provided to fafsa.gov will populate the answers to the appropriate FAFSA questions. After the FAFSA questions are populated, your IRS session will end, and you will return to your FAFSA form. Check this box if you are choosing to transfer your information.

TRANSFER NOW ?

Do Not Transfer My Tax information and Return to the FAFSA Form ?

By clicking the "Do Not Transfer" button, you are choosing not to transfer your tax information electronically. Your IRS session will end, and you will return to your FAFSA form.

DO NOT TRANSFER ?

IRS IRS Privacy Policy | Accessibility

Parent IRS Info

✓ Student Demographics ✓ School Selection ✓ Dependency Status ✓ Parent Demographics **5** Parent Financials 6 Student Financials 7 Sign & Submit

PARENT INFORMATION
Parent IRS Info

What was your parents' adjusted gross income for 2020?
This amount is found on IRS Form 1040-line 11.

\$.00 ?

[Calculate with Income Estimator](#)

[Previous](#) [Continue](#)

If the parent is either ineligible or decides not to use the IRS DRT, he or she will be required to enter his or her financial information manually

Parent Income from Work

✓ Student Demographics ✓ School Selection ✓ Dependency Status ✓ Parent Demographics **5** Parent Financials 6 Student Financials 7 Sign & Submit

PARENT INFORMATION

Parent Income from Work

How much did your Parent 1 (father/mother/stepparent) earn from working (wages, salaries, tips, etc.) in 2020?
This amount is your Parent 1 (father's/mother's/stepparent's) portion of IRS Form 1040-line 1 + Schedule 1, lines 3 + 6 + Box 14 (Code A) of Schedule K-1 (Form 1065).

\$.00 ?

How much did your Parent 2 (father/mother/stepparent) earn from working (wages, salaries, tips, etc.) in 2020?
This amount is your Parent 2 (father's/mother's/stepparent's) portion of IRS Form 1040-line 1 + Schedule 1, lines 3 + 6 + Box 14 (Code A) of Schedule K-1 (Form 1065).

\$.00 ?

[Previous](#) [Continue](#)

**This information
doesn't transfer from
the IRS.**

2020 W-2

EXAMPLE W-2

22222		a Employee's social security number 123-45-6789		OMB No. 1545-0046	
b Employer identification number (EIN) 11-111112		1 Wages, tips, other compensation 98,500.00		2 Federal income tax withheld 15,000.00	
c Employer's name, address, and ZIP code TOPCOMPANY 123 STREET RD ANYWHERE, USA, 12345		3 Social security wages 100,000.00		4 Social security tax withheld 5000.00	
		5 Medicare wages and tips 100,000.00		6 Medicare tax withheld 1100.00	
		7 Social security tips		8 Allocated tips	
		9		10 Dependent care benefits	
d Control number		11 Nonqualified plans		12a D 1,500.00	
e Employee's first name and initial Last name TOM T. TAXPAYER 456 ROAD ST ANYWHERE, USA, 12345		13 Statutory employee <input type="checkbox"/> Nonresident alien <input checked="" type="checkbox"/> Third party sick pay <input type="checkbox"/>		12b DD 1,000.00	
		14 Other		12c	
				12d	
f Employee's address and ZIP code		15 State Employer's state ID number US 1234		16 State wages, tips, etc. 100,000	
		17 State income tax 3000		18 Local wages, tips, etc. 100,000	
				19 Local income tax 4000	
				20 Locality name USA	

Form **W-2** Wage and Tax Statement
Copy 1—For State, City, or Local Tax Department

Department of the Treasury—Internal Revenue Service



Schedule 1

Close

Part I Additional Income		
1	Taxable refunds, credits, or offsets of state and local income taxes	1
2a	Alimony received	2a
b	Date of original divorce or separation agreement (see instructions) ▶	
3	Business income or (loss). Attach Schedule C	3
4	Other gains or (losses). Attach Form 4797	4
5	Rental real estate, royalties, partnerships, S corporations, trusts, etc. Attach Schedule E	5
6	Farm income or (loss). Attach Schedule F	6
7	Unemployment compensation	7
8	Other income. List type and amount ▶	8
9	Combine lines 1 through 8. Enter here and on Form 1040, 1040-SR, or 1040-NR, line 8	9

14	Self-employment earnings (loss)	
-----------	---------------------------------	--

Parent Additional IRS Info

✓ Student Demographics ✓ School Selection ✓ Dependency Status ✓ Parent Demographics **5** Parent Financials 6 Student Financials 7 Sign & Submit

PARENT INFORMATION

Parent Additional IRS Info

Enter the amount of your parents' income tax for 2020.
This is the total amount of IRS Form 1040—line 22 minus Schedule 2—line 2. If negative, enter a zero here.

\$.00 ?

[Previous](#) [Continue](#)

Form 1040

Form 1040 (2020) Page 2

16	Tax (see instructions). Check if any from Form(s): 1 <input type="checkbox"/> 8814 2 <input type="checkbox"/> 4972 3 <input type="checkbox"/> _____	16
17	Amount from Schedule 2, line 3	17
18	Add lines 16 and 17	18
19	Child tax credit or credit for other dependents	19
20	Amount from Schedule 3, line 7	20
21	Add lines 19 and 20	21
22	Subtract line 21 from line 18. If zero or less, enter -0-	22
23	Other taxes, including self-employment tax, from Schedule 2, line 10	23
24	Add lines 22 and 23. This is your total tax	24
25	Federal income tax withheld from:	

Schedule 2

SCHEDULE 2
(Form 1040)

Additional Taxes

Department of the Treasury
Internal Revenue Service

OMB No. 1545-0074
2020
Attachment
Sequence No. 02

► Attach to Form 1040, 1040-SR, or 1040-NR.
► Go to www.irs.gov/Form1040 for instructions and the latest information.

Name(s) shown on Form 1040, 1040-SR, or 1040-NR Your social security number

Part I Tax

1	Alternative minimum tax. Attach Form 6251	1
2	Excess advance premium tax credit repayment. Attach Form 8962	2
3	Add lines 1 and 2. Enter here and on Form 1040, 1040-SR, or 1040-NR, line 17	3

Part II Other Taxes

4	Self-employment tax. Attach Schedule SE	4
5	Unreported social security and Medicare tax from Form: a <input type="checkbox"/> 4137 b <input type="checkbox"/> 8919	5
6	Additional tax on IRAs, other qualified retirement plans, and other tax-favored accounts. Attach Form 5329 if required	6
7a	Household employment taxes. Attach Schedule H	7a
7b	Repayment of first-time homebuyer credit from Form 5405. Attach Form 5405 if required	7b
8	Taxes from: a <input type="checkbox"/> Form 8959 b <input type="checkbox"/> Form 8960 c <input type="checkbox"/> Instructions; enter code(s)	8
9	Section 965 net tax liability installment from Form 965-A	9
10	Add lines 4 through 8. These are your total other taxes . Enter here and on Form 1040 or 1040-SR, line 23, or Form 1040-NR, line 23b	10

For Paperwork Reduction Act Notice, see your tax return instructions. Cat. No. 71478U Schedule 2 (Form 1040) 2020

Parent Questions for Tax Filers Only

✓ Student Demographics ✓ School Selection ✓ Dependency Status ✓ Parent Demographics **5** Parent Financials 6 Student Financials 7 Sign & Submit

PARENT INFORMATION

Parent Questions for Tax Filers Only

Did your parents have any of the following items in 2020? Enter amounts for all that apply.

Combat pay or special combat pay. **This should be zero for enlisted persons and warrant officers** (including commissioned warrant officers) because combat pay is entirely nontaxable. Only enter taxable combat pay included in your parents' adjusted gross income.

\$ 0 .00 ⓘ

Student college grant and scholarship aid reported to the IRS in your parents' income. Includes AmeriCorps benefits (awards, living allowances, and interest accrual payments), as well as grant and scholarship portions of fellowships and assistantships.

\$ 0 .00 ⓘ

Education credits (*American Opportunity Tax Credit* or *Lifetime Learning Tax Credit*) from IRS Form 1040 Schedule 3-line 3

\$ 0 .00 ⓘ

Untaxed portions of IRA distributions and pensions from IRS Form 1040— (lines 4a + 5a) minus (lines 4b + 5b). **Exclude rollovers.** If negative, enter a zero here.. If negative, enter a zero here.

\$ 0 .00 ⓘ

IRA deductions and payments to self-employed SEP, SIMPLE, Keogh, and other qualified plans from IRS form 1040 Schedule 1-total of lines 15-19.

\$ 0 .00 ⓘ

Tax exempt interest income from IRS Form 1040-line 2a.

\$ 0 .00 ⓘ

[Previous](#) [Continue](#)

Parent Additional Financial Info

✓ Student Demographics ✓ School Selection ✓ Dependency Status ✓ Parent Demographics **5** Parent Financials 6 Student Financials 7 Sign & Submit

PARENT INFORMATION

Parent Additional Financial Info

Did your parents have any of the following items in 2020? Enter amounts for all that apply.

Child support your parents paid because of divorce or separation or as a result of a legal requirement. Do not include support for children in your parents' household.

\$ 0 .00 ?

Earnings from work under a Cooperative Education Program offered by a college.

\$ 0 .00 ?

Taxable earnings from need-based employment programs, such as Federal Work-Study and need-based employment portions of fellowships and assistantships.

\$ 0 .00 ?

[Previous](#) [Continue](#)

Parent Untaxed Income

Student Demographics ✓ School Selection ✓ Dependency Status ✓ Parent Demographics ✓ **5** Parent Financials Student Financials 6 Sign & Submit 7

PARENT INFORMATION

Parent Untaxed Income

Did your parents have any of the following items in 2020? Enter amounts for all that apply.

Child support received for all children. Do not include foster care or adoption payments.

\$ 0 .00 ?

Housing, food, and other living allowances paid to members of the military, clergy, and others (including cash payments and cash value of benefits). Do not include the value of on-base military housing or the value of a basic military allowance for housing.

\$ 0 .00 ?

Payments to tax-deferred pension and retirement savings plans (paid directly or withheld from earnings), including, but not limited to, amounts reported on the W-2 Form in Boxes 12a through 12d, codes D, E, F, G, H, and S. **Don't include** amounts reported in code DD (employer contributions toward employee health benefits).

\$ 0 .00 ?

Veterans noneducation benefits such as Disability Death Pension or Dependency and Indemnity Compensation (DIC); and/or VA Educational Work-Study allowances.

\$ 0 .00 ?

Other untaxed income not reported, such as workers' compensation, disability benefits, etc.

\$ 0 .00 ?

Previous Continue

Look at W-2



DO NOT include untaxed social security benefits or Supplemental Security Income



Include untaxed portions of Health Savings Accounts from Schedule 1 – line 12





Payments to Tax-Deferred Pension and Retirement Savings Plans

- Only include if you have one of the following letters: D, E, F, G, H and S, listed next to an amount in boxes 12a to 12d of the W-2

22222		a Employee's social security number 123-45-6789		OMB No. 1545-0008	
b Employer identification number (EIN) 11-1111112		1 Wages, tips, other compensation 98,500.00		2 Federal income tax withheld 15,000.00	
c Employer's name, address, and ZIP code TOPCOMPANY 123 STREET RD ANYWHERE, USA, 12345		3 Social security wages 100,000.00		4 Social security tax withheld 5000.00	
		5 Medicare wages and tips 100,000.00		6 Medicare tax withheld 1100.00	
		7 Social security tips		8 Allocated tips	
d Control number		9		10 Dependent care benefits	
e Employee's first name and initial Last name TOM T. TAXPAYER 456 ROAD ST ANYWHERE, USA, 12345		11 Nonqualified plans		12a D 1,500.00	
		13 Statutory employee Retirement plan Third party sick pay <input type="checkbox"/> <input checked="" type="checkbox"/> <input type="checkbox"/>		12b DD 1,000.00	
		14 Other		12c 12d	
f Employee's address and ZIP code		15 State Employer's state ID number US 1234		16 State wages, tips, etc. 100,000	
		17 State income tax 3000		18 Local wages, tips, etc. 100,000	
				19 Local income tax 4000	
				20 Locality name USA	

W-2 Wage and Tax Statement
 Form **W-2** Wage and Tax Statement
 Copy 1—For State, City, or Local Tax Department

Department of the Treasury—Internal Revenue Service



2022-23 FAFSA® Form

🏠 FAFSA Home

🔗 Help

💾 Save FAFSA Form

☰ Review FAFSA Form

🔄 Reset FAFSA Form

↔️ Exit FAFSA Form



Student Demographics



School Selection



Dependency Status



Parent Demographics

5

Parent Financials

6


Student Financials

7

Sign & Submit

PARENT INFORMATION

Parent Assets

As of today, does the total amount of your father's current assets exceed \$0.00? 

Yes

No

Previous

Continue

Parent Assets

✓ Student Demographics ✓ School Selection ✓ Dependency Status ✓ Parent Demographics **5** Parent Financials 6 Student Financials 7 Sign & Submit

PARENT INFORMATION

Parent Assets

As of today, what is your parents' total current balance of cash, savings, and checking accounts?

\$.00 ?

As of today, what is the net worth of your parents' investments, including real estate (not your parents' home)?

\$.00 ?

As of today, what is the net worth of your parents' current businesses and/or investment farms? **Don't include** a family farm or family business with 100 or fewer full-time or full-time equivalent employees.

\$.00 ?

[Previous](#) [Continue](#)

Use value as of day you file the FAFSA

Student Tax Filing Status

✓ Student Demographics ✓ School Selection ✓ Dependency Status ✓ Parent Demographics ✓ Parent Financials **6** Student Financials 7 Sign & Submit

STUDENT INFORMATION

Student Tax Filing Status

✔ Application was successfully saved.

ℹ Because the FAFSA® form belongs to the student, “you” and “your” always (unless otherwise noted) refer to the student.

For 2020, have you completed your IRS income tax return or another tax return?

Already completed ?

What income tax return did you file for 2020?

IRS Form 1040 ?

For 2020, what is your tax filing status according to your tax return?

Married-filed joint return ?

Previous Continue

Student Eligible for IRS Data Retrieval Tool (DRT)

The screenshot shows a progress bar at the top with seven steps: Student Demographics, School Selection, Dependency Status, Parent Demographics, Parent Financials, Student Financials (highlighted with a blue circle and the number 6), and Sign & Submit (with a circled number 7). Below the progress bar, the text reads: 'STUDENT INFORMATION' followed by 'Student Eligible for IRS Data Retrieval Tool (DRT)'. A bolded statement says 'Applying is faster and easier with the IRS DRT!'. The main text explains: 'Based on your responses, we recommend that you transfer your information from the IRS into this FAFSA form. The IRS DRT allows you to link to the IRS website and securely transfer original IRS tax return information into your FAFSA form.' A note below states: 'If you use the IRS DRT, you may not have to provide additional IRS documentation later to qualify for federal student aid.' At the bottom right, there are two buttons: 'No Thanks' and 'Proceed to the IRS'.

Student Demographics ✓ School Selection ✓ Dependency Status ✓ Parent Demographics ✓ Parent Financials ✓ Student Financials 6 Sign & Submit 7

STUDENT INFORMATION

Student Eligible for IRS Data Retrieval Tool (DRT)

Applying is faster and easier with the IRS DRT!

Based on your responses, we recommend that you transfer your information from the IRS into this FAFSA form. The IRS DRT allows you to link to the IRS website and securely transfer original IRS tax return information into your FAFSA form.

If you use the IRS DRT, you may not have to provide additional IRS documentation later to qualify for federal student aid.

No Thanks Proceed to the IRS

Student IRS Info

✓ Student Demographics ✓ School Selection ✓ Dependency Status ✓ Parent Demographics ✓ Parent Financials **6** Student Financials 7 Sign & Submit

STUDENT INFORMATION

Student IRS Info

What was your and your spouse's adjusted gross income for 2020?
This amount is found on 1040-line 11.

\$.00 ?

[Calculate with Income Estimator](#)

[Previous](#) [Continue](#)

Student Income from Work

Progress bar: Student Demographics ✓, School Selection ✓, Dependency Status ✓, Parent Demographics ✓, Parent Financials ✓, **6 Student Financials**, 7 Sign & Submit

STUDENT INFORMATION

Student Income from Work

How much did you earn from working (wages, salaries, tips, etc.) in 2020?
This amount is the total of IRS Form 1040-line 1 + Schedule 1, lines 3 + 6 + Box 14 (Code A) of Schedule K-1 (Form 1065).

\$ 50,000 .00 ?

How much did your spouse earn from working (wages, salaries, tips, etc.) in 2020?
This amount is your spouse's portion of IRS Form 1040-line 1 + Schedule 1, lines 3 + 6 + Box 14 (Code A) of Schedule K-1 (Form 1065).

\$ 50,001 .00 ?

Previous Continue

Student Additional IRS Info

✓ Student Demographics ✓ School Selection ✓ Dependency Status ✓ Parent Demographics ✓ Parent Financials **6** Student Financials 7 Sign & Submit

STUDENT INFORMATION

Student Additional IRS Info

Enter the amount of your and your spouse's income tax for 2020.
This is the total amount of IRS Form 1040—line 22 minus Schedule 2—line 2. If negative, enter a zero here.

\$.00 ?

[Previous](#) [Continue](#)

Student Assets

✓ Student Demographics ✓ School Selection ✓ Dependency Status ✓ Parent Demographics ✓ Parent Financials ✓ Student Financials 7 Sign & Submit

STUDENT INFORMATION

Student Assets

As of today, what is your (and your spouse's) total current balance of cash, savings, and checking accounts?

\$.00 ?

As of today, what is the net worth of your (and your spouse's) investments, including real estate (not your home)?

\$.00 ?

As of today, what is the net worth of your (and your spouse's) current businesses and/or investment farms? **Don't include** a family farm or family business with 100 or fewer full-time or full-time equivalent employees.

\$.00 ?

[Previous](#) [Continue](#)

FAFSA Summary

The screenshot shows the FAFSA Summary page with a progress bar at the top. The progress bar includes the following sections: Student Demographics, School Selection, Dependency Status, Parent Demographics, Parent Financials, Student Financials, and Sign & Submit. The Sign & Submit section is highlighted with a blue circle containing the number 7. Below the progress bar, the text 'SIGN & SUBMIT' is displayed, followed by the title 'FAFSA® Summary'. A message box with an information icon states: 'You're not done yet! You still need to submit your FAFSA® form. After you print this page, select "Continue" to sign your FAFSA form.' At the bottom of the page, a box contains the text 'FAFSA Summary: 2022-23' and 'Student ID: ****-0017 TE'.

FAFSA Summary 1

Student Demographics	
Student's Social Security Number (question 8)	***-**-0017
Student's First Name (question 2), Student's Middle Initial (question 3)	INDEPENDENT
Student's Last Name (question 1)	TESTER
Student's Date of Birth (question 9)	01/01/1990
Student's Email Address (question 13)	test577110017@test.com
Student's Telephone Number (question 10)	
Student's Permanent Mailing Address (question 4)	1000 TEST AVE.
Student's Permanent City (question 5)	LAWTON
Student's Permanent State (question 6), Student's Permanent ZIP Code (question 7)	Alaska, 51030
Has the student lived in state for at least five years?	No
Student's State of Legal Residence (question 18)	Alaska
Was the student a legal resident before January 1, 2016? (question 19)	Yes
When did the student become a resident of the state? (question 20)	
Student's Citizenship Status (question 14)	Yes, I am a U.S. citizen (or U.S. national).
Student's Alien Registration Number (question 15)	
Has the student completed high school or an equivalent? (question 26)	High school diploma

Type of Degree/Certificate (question 30)	1st bachelor's degree
Did the student complete his or her first bachelor's degree before 2022-23 school year? (question 28)	No
Student's Grade Level in College in 2022-23 (question 29)	4th yr./senior
Is the student interested in Work-Study? (question 31)	Yes
Is the student male or female? (question 21)	Male
Does the student want to register with the Selective Service System? (question 22)	
Student's Driver's License Number (question 11)	
Student's Driver's License State (question 12)	
Is the student in foster care?	No
Parent 1 Educational Level (question 24)	College or beyond
Parent 2 Educational Level (question 25)	College or beyond
Does the student have a drug conviction affecting his or her eligibility? (question 23)	Eligible for aid
Student Aid Eligibility Worksheet	
Has the student received federal student aid?	Yes

Agreement of Terms

Student Demographics ✓ School Selection ✓ Dependency Status ✓ Parent Demographics ✓ Parent Financials ✓ Student Financials ✓ Sign & Submit ?

SIGN & SUBMIT
Read Before Proceeding

i Carefully read and acknowledge whether you agree to our terms outlined below by selecting the checkbox at the bottom of this page.
Select "Sign and Submit FAFSA Form."

By signing this application electronically using your FSA ID (username and password) and/or any other credential or by signing a signature page and mailing it to us, YOU, THE STUDENT, certify that you

1. will use federal and/or state student financial aid only to pay the cost of attending an institution of higher education.
2. are not in default on a federal student loan or have made satisfactory arrangements to repay it.
3. do not owe money back on a federal student grant or have made satisfactory arrangements to repay it.
4. will notify your school if you default on a federal student loan, and
5. will not receive a Federal Pell Grant from more than one school for the same period of time.

By signing this application electronically using your username and password, and/or any other credential or by signing a signature page and mailing it to us, you certify that all of the information you provided is true and complete to the best of your knowledge and you agree, if asked to provide

1. information that will verify the accuracy of your completed form, and
2. U.S. or state income tax forms that you filed or are required to file.


By signing this application electronically using your username and password, and/or any other credential or by signing a signature page and mailing it to us, you certify that all of the information you provided is true and complete to the best of your knowledge and you agree, if asked to provide

1. information that will verify the accuracy of your completed form, and
2. U.S. or state income tax forms that you filed or are required to file.

You also certify that you understand that the secretary of education has the authority to verify information reported on your application with the Internal Revenue Service and other federal agencies.

If you sign this application or any document related to the federal student aid programs electronically using a username and password, and/or any other credential, you certify that you are the person identified by the username and password, and/or any other credential and have not disclosed that username and password, and/or any other credential to anyone else. If you purposely give false or misleading information, you may be fined up to \$20,000, sent to prison, or both.

I, T Perez, agree to the terms outlined above.

Previous Sign and Submit FAFSA Form 

Signature Status

Student Demographics ✓ School Selection ✓ Dependency Status ✓ Parent Demographics ✓ Parent Financials ✓ Student Financials ✓ Sign & Submit 7

SIGN & SUBMIT
Signature Status

i A parent must sign the FAFSA[®] form. If you're a parent, select "Provide Parent Signature" to sign your child's FAFSA form.
Note: If you're the student and your parent isn't present, select "Save FAFSA Form" and then "Exit FAFSA." Your parent should log in to the FAFSA form using the student's identifiers and the save key to sign and submit your FAFSA form.

Student Signed With FSA ID

[Sign With FSA ID](#)

Last Name:
Anderson

Date of Birth: 08/09/2002 Social Security Number: ****-1483

Parent Signature Needed

[UNPAID](#)

[Provide Parent Signature](#)


[Previous](#)

Parent Signature Selection

✓ Student Demographics ✓ School Selection ✓ Dependency Status ✓ Parent Demographics ✓ Parent Financials ✓ Student Financials **7** Sign & Submit

SIGN & SUBMIT


Which parent are you?


Parent 1
▲ Unsigned

Last Name
Taylor

Date of Birth Social Security Number
07/01/2000 ----3006

[Provide Parent Signature](#)


Parent 2
▲ Unsigned

Last Name
Perez

Date of Birth Social Security Number
02/17/2001 ----1531

[Provide Parent Signature](#)

[Previous](#)

Signature Options

✓ Student Demographics ✓ School Selection ✓ Dependency Status ✓ Parent Demographics ✓ Parent Financials ✓ Student Financials **7** Sign & Submit

SIGN & SUBMIT

Signature Options

Parent Signature for: Perez

Date of Birth: 02/17/2001 Social Security Number: -----1531

Enter the parent's FSA ID.
Do not enter the FSA ID if you are not the parent.

Parent's FSA ID Username, Email Address, or Mobile Number

[Forgot Username](#) | [Create an FSA ID](#)

Parent's FSA ID Password

[Show](#) | [Forgot Password](#)

[Sign This FAFSA Form](#)

[Return to Signature Status](#) [Other Options to Sign and Submit](#)

Congratulations, Nikki!

Your FAFSA form was successfully submitted to Federal Student Aid.

08/20/2021 09:52:18

Confirmation Number: F 18900006505

Data Release Number (DRN): 4681

Here's what happens next:

- You will receive an email version of this page.
- In 3-5 business days, you will receive an email notifying you that your FAFSA form was processed.
- Your FAFSA information will be made available to your school(s), and they will use it to determine the aid you may be eligible to receive.
- Your school(s) will contact you if they need more information or when they are ready to discuss your financial aid award.
- If you have questions about your financial aid package, contact your school(s).

An abbreviated version of your confirmation page has been sent to you at the following email address:

rebecca.battelini@ed.gov

[Print This Page](#)

Start your state application to apply for Pennsylvania state-based financial aid.

[Apply Now](#)

We want to hear from you!

[Fill out Our Short Survey](#)

Share with your friends!



Pennsylvania State Grant Form 2022-23

Getting Started

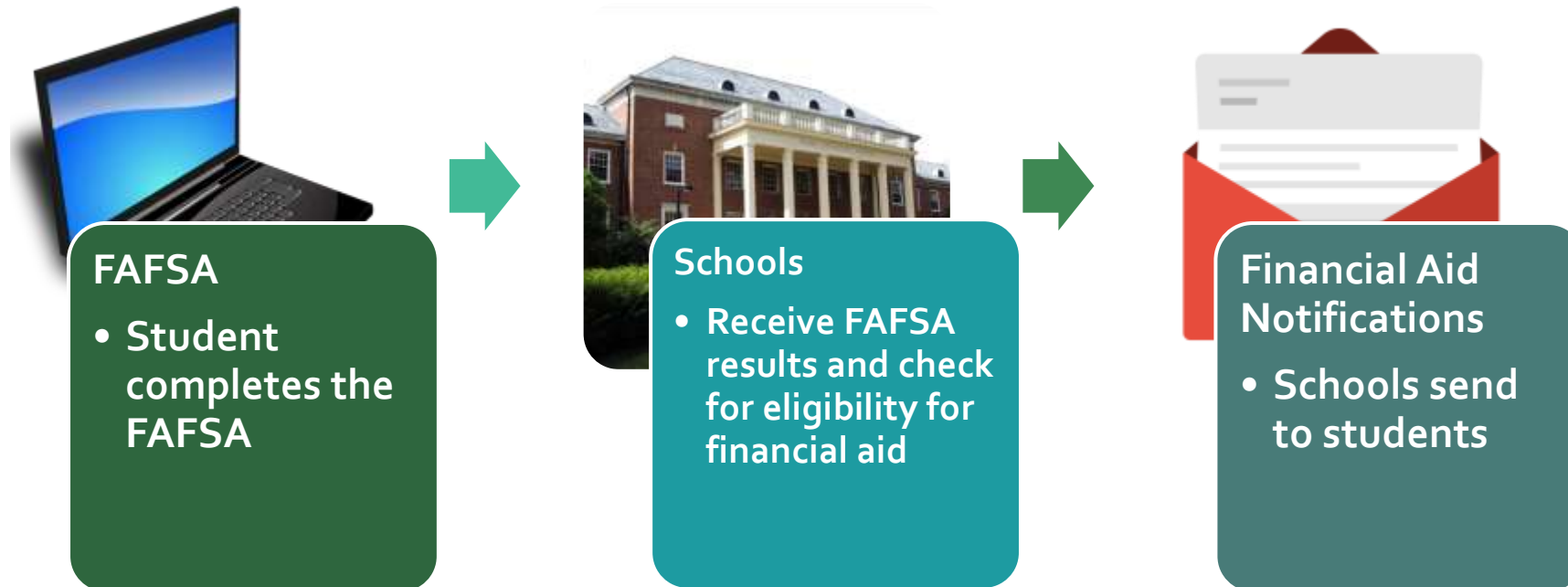
As the Student applying for a Pennsylvania State Grant, here's some information that you'll want to have ready.

- If applicable, the **month and year** your diploma was received (for High School or GED).
- If married, your spouse's 9-digit **Social Security Number**.
- If you have a savings account through **PA 529**, you may need a recent account statement for the total savings, or visit pa529.com.
- **Adobe Reader** is required to view and print your PA State Grant Form. The plug-in is available as a [free download](#) from Adobe.

 [Print this page](#)

CONTINUE »

What Happens Next?



Special Circumstances

If things change....*contact the Financial Aid Office*

- Divorced or separated parents
- Recent death or disability
- Unemployment
- Reduced income

✓ **Contact PHEAA for PA State Grant reconsideration**

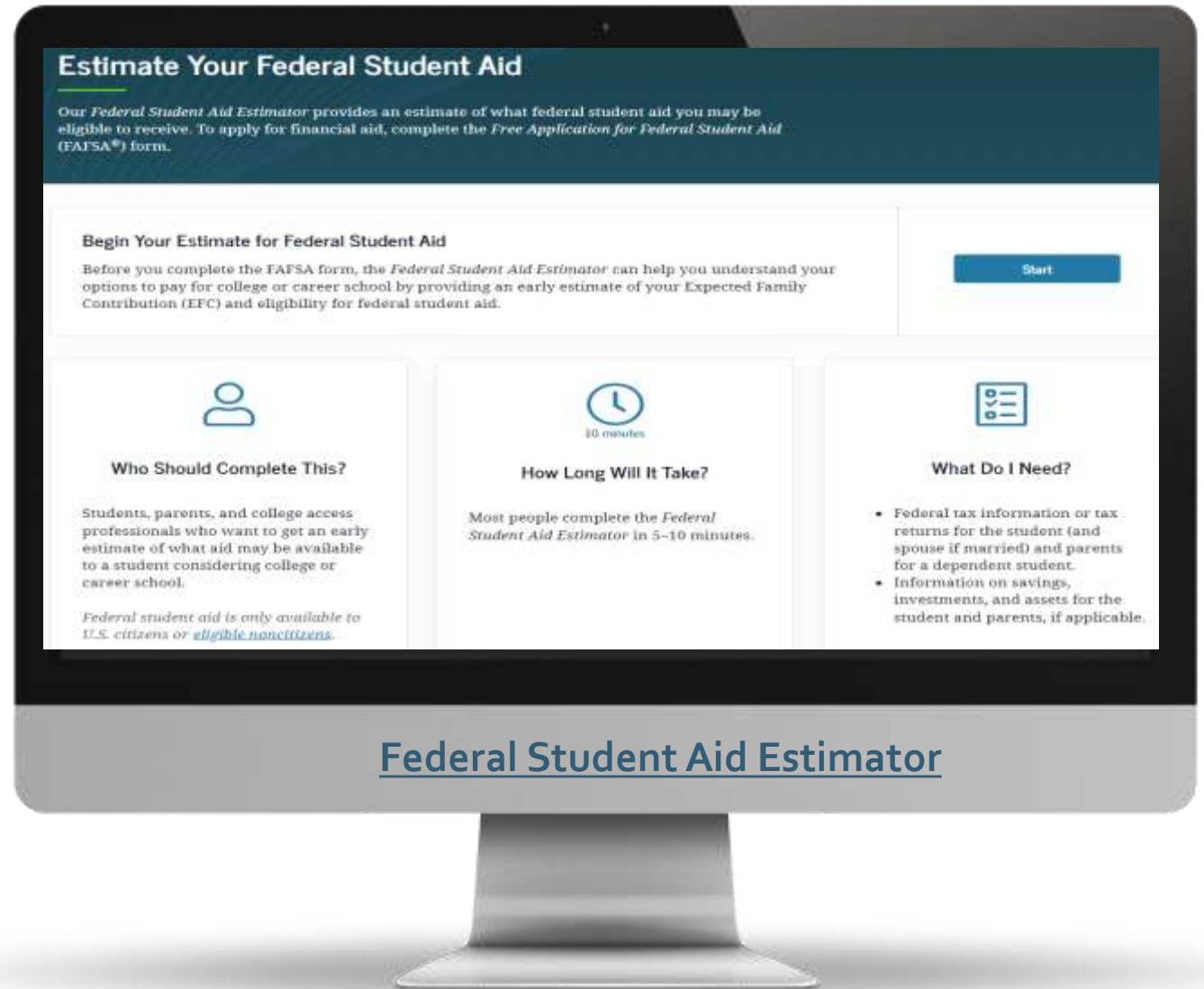
Federal Student Aid Estimator – StudentAid.gov

Want practice?

As you prepare for higher education, use the Federal Student Aid Calculator to estimate what federal aid you may be eligible to receive.

Check out the [Federal Student Aid Estimator](https://studentaid.gov/h/understand-aid) via StudentAid.gov

<https://studentaid.gov/h/understand-aid>



Financial Aid Resources for Parents & Students

Resources

These resources are designed to assist in providing information on the entire financial aid process, including completing the FAFSA® (Free Application for Federal Student Aid).



ADDITIONAL VIDEO RESOURCES

> PA Student Aid Guide

Find everything you need to know about paying for higher education.

> Federal Student Aid Account (FSA ID) Handbook

This primer provides tips and instructions for creating an FSA ID.

> FAFSA Timesheet

Get help with filing out the FAFSA with these basic tips and answers to common questions.

> PA 529 Brochure

Learn more and get information about the PA 529 College Savings Program.

Filing the FAFSA adds up to \$\$\$ for college.

APPLY/RENEW NOW

LEARN MORE

> Scholarship Tips

This one sheet covers eligibility, searching and applying for scholarships.

> PA Forward Overview Brochure

Check out PA's low-cost way to pay for higher education.

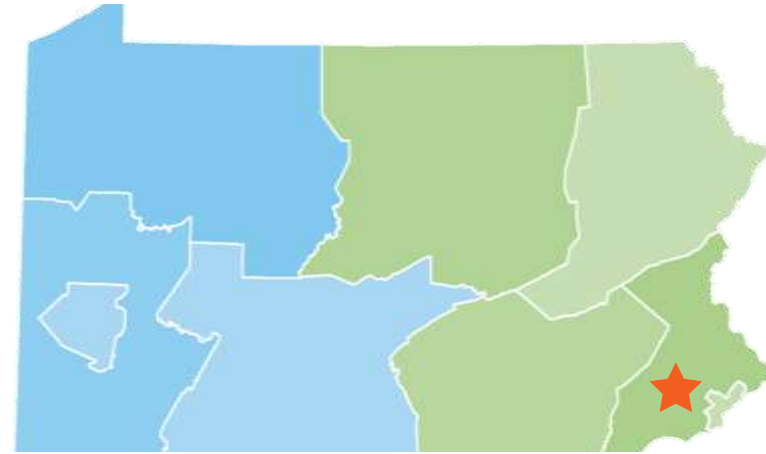
> PA School Services Webinar FAQ

Review our FAQ to get answers on how to sign up for one of our many informative webinars.

PHEAA.org/ResourcesStudents

- View short financial aid videos
- Find financial aid information
- Order our publications

Your Presenter



Fran McKeown

Higher Education Access Partner

PA Higher Education Assistance Agency (PHEAA)

215-801-7097

Frances.mckeown@pheaa.org